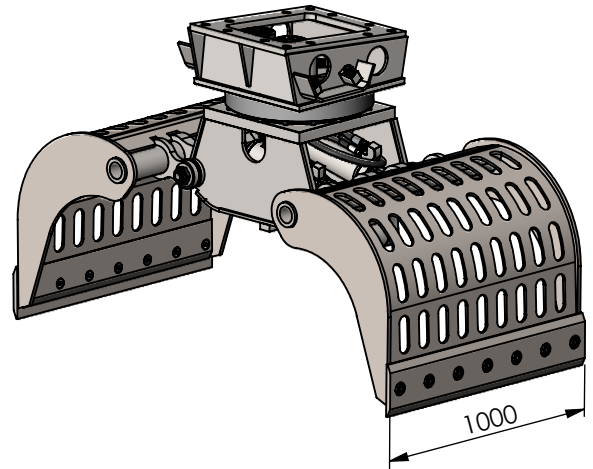




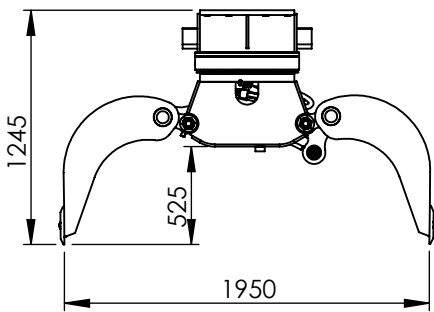
ADVANCED CONSTRUCTION & DEMOLITION EQUIPMENT

- Sloop- en sorteergrijper
- Demolition and sorting grab
- Abbruch- und sortiergreifer
- Grappin de demolition et de triage

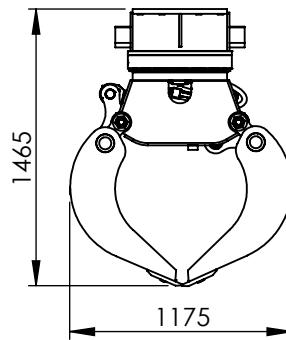
S1003-D HM1000 hole pattern



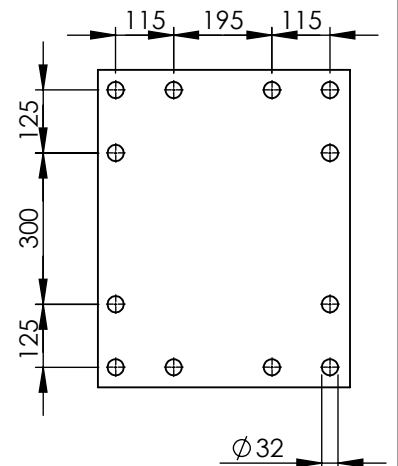
zijkant/side view/
Seitenansicht/vue de côté



vooraanzicht/front view/
Vorderansicht/vue de face



Gatenpatroon/hole pattern/
Bohrbild/motif de trous



Technical specifications

Nederlands	English	Deutsch	Français		
Klasse graafmachine	Class excavator	Machine klasse	Classe de excavatrice	ton	16-20
Gewicht	Weight	Gewicht	Poids	Kg	995
Werkdruk max.	Op. pressure max	Betät. druck max	Pression maximale	bar	350
Werkdruk rotatie max	Op. pressure rotation max	Betät. druck rotation max	Pression rotation max	bar	210
Werkdruk rotatie min	Op. pressure rotation min	Betät. druck rotation min	Pression rotation min	bar	190
Olieflow max	Oil flow max	Öfluss max	Débit d'huile max	l/min	120
Olieflow rotatie max	Oil flow rotation max	Öfluss rotation max	Débit d'huile rotation max	l/min	25
Inhoud	Content	Inhalt	Contenance	ltr.	700
Sluitkracht	Closing force	Schliesskraft	Force de fermeture	kN	46
Slangaansluiting knijpfunctie	Hose connect open/close	Schlauchanschluss kneifen	Raccord de tuyau fermeture	-	S20
Slangaansluiting draaifunctie	Hose connect turn function	Schlauchanschluss drehen	Raccord de tuyau rotation	-	S16