

ACDE





EUROPE[®]

+31 (0)316-267291

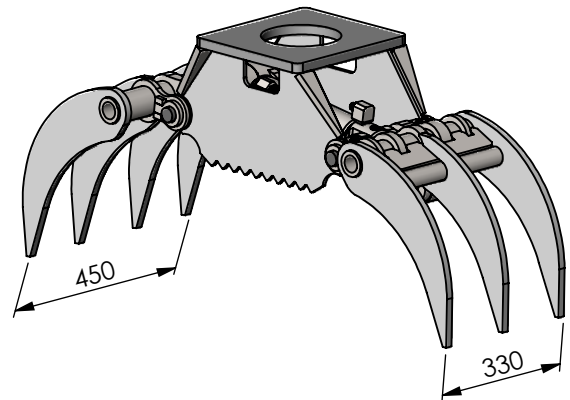
info@acde-europe.com

www.acde-europe.com

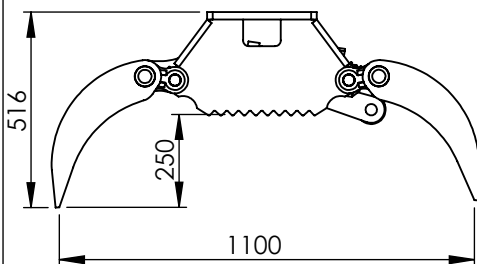
ADVANCED CONSTRUCTION & DEMOLITION EQUIPMENT

-  Boomgrijper
-  Tree grab
-  Baumgreifer
-  Grappin de forestier

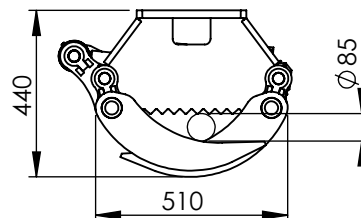
B150-ZD 7 tand standard hole pattern



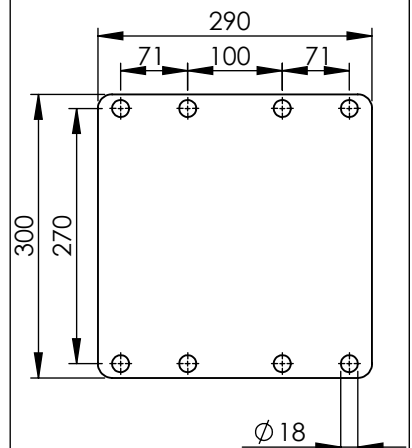
zijkant/side view/
Seitenansicht/vue de côté




vooraanzicht/front view/
Vorderansicht/vue de face



Gatenpatroon/hole pattern/
Bohrbild/motif de trous



Technical specifications

Nederlands 	English 	Deutsch 	Français 		
Klasse graafmachine	Class excavator	Machine klasse	Classe de excavatrice	ton	1,2-3
Gewicht	Weight	Gewicht	Poids	Kg	120
Werkdruk max.	Op. pressure max	Betät. druck max	Pression maximale	bar	300
Olieflow max	Oil flow max	Öfluss max	Débit d'huile max	l/min	25
Inhoud	Content	Inhalt	Contenance	ltr.	NA
Sluitkracht	Closing force	Schliesskraft	Force de fermeture	kN	15
Slangaansluiting knijpfunctie	Hose connect open/close	Schlauchanschluss kneifen	Raccord de tuyau fermeture	-	S12
Slangaansluiting draaifunctie	Hose connect turn function	Schlauchanschluss drehen	Raccord de tuyau rotation	-	