

ACDE





EUROPE[®]

+31 (0)316-267291

info@acde-europe.com

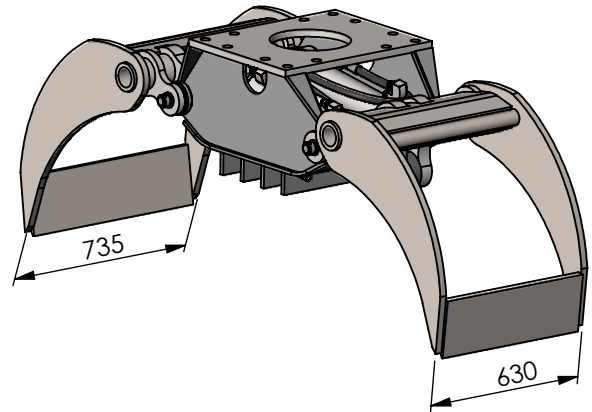
www.acde-europe.com

ADVANCED CONSTRUCTION & DEMOLITION EQUIPMENT

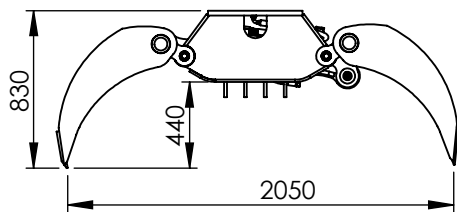
-  Boomgrijper
-  Tree grab
-  Baumgreifer
-  Grappin de forestier

B802-ZB

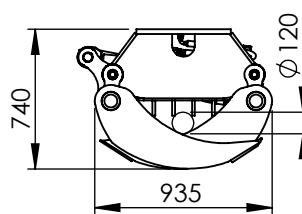
HM1000 hole pattern



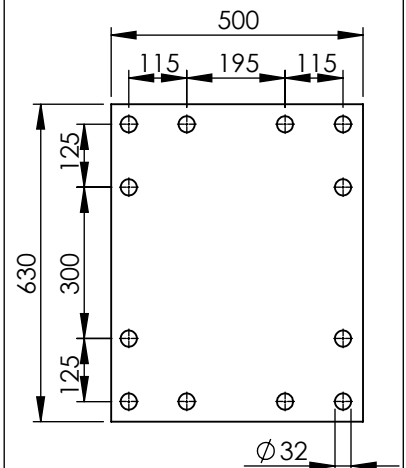
zijkant/side view/
Seitenansicht/vue de côté



vooraanzicht/front view/
Vorderansicht/vue de face



Gatenpatroon/hole pattern/
Bohrbild/motif de trous



Technical specifications

Nederlands 	English 	Deutsch 	Français 		
Klasse graafmachine	Class excavator	Machine klasse	Classe de excavatrice	ton	12-20
Gewicht	Weight	Gewicht	Poids	Kg	640
Werkdruk max.	Op. pressure max	Betät. druck max	Pression maximale	bar	350
Olieflow max	Oil flow max	Öfluss max	Débit d'huile max	l/min	120
Inhoud	Content	Inhalt	Contenance	ltr.	240
Sluitkracht	Closing force	Schliesskraft	Force de fermeture	kN	46
Slangaansluiting knijpfunctie	Hose connect open/close	Schlauchanschluss kneifen	Raccord de tuyau fermeture	-	S20
Slangaansluiting draaifunctie	Hose connect turn function	Schlauchanschluss drehen	Raccord de tuyau rotation	-	